

## Play is the most powerful way young children learn.

- Every time you play, sing or read with young children they are learning about language.
- The following activities have been designed for early childhood professionals to use as a starting point for developing children's early literacy skills through play.
- Please feel free to adapt them for the home and with children of different ages.
- Don't forget to record your own ideas, activities that worked really well, relevant songs and rhymes in the Notes section opposite.
- Visit our website [www.thelittlebigbookclub.com.au](http://www.thelittlebigbookclub.com.au) for more fun printable activities based on this book.

## Engaging with Language and Literacy

***Children are made readers on the laps of their parents.***

Emilie Buchwald

### When Reading The Story:

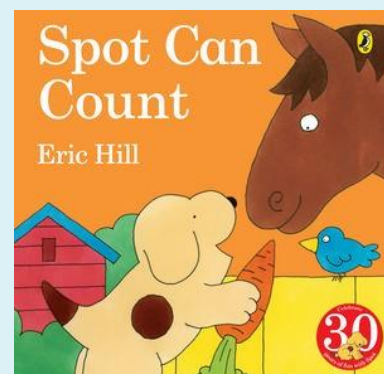
- Introduce the story, "Look its Spot".
- Repeat and build on what your child or children say. For example, if s/he says, 'Spot" you can say, 'Yes, look at Spot. Do you like Spot? Let's read about Spot together'.
- When reading the story you may like to have some plastic animals or soft toys from the story for the children to hold.
- When saying each number, count the animals with the children or hold up fingers to correspond with the number.

### After Reading The Story:

- Make finger puppets or puppets on pop sticks to retell the story. Younger children will enjoy the opportunity to hold the puppets during the story.
- Revisit the numbers in the story, "Look there are two squirrels, I can see ten cows"

### Number Books

- Provide the toddlers with other number books to explore.
- If you don't have any in your collection you can easily make some:
  - Use photographs of familiar objects.
  - Use photographs of the toddlers.



## Spot Can Count

Eric Hill

### Notes

.....

.....

.....

.....

.....

.....

.....

.....

.....

.....

.....

- Cut out pictures from magazines.
- Use sturdy card and laminate or contact the pages if possible.
- Your books wont need words, just one large number to match the number of pictures on the page.

## Engaging With Numbers and Numeracy

Use every opportunity to count with toddlers.

- Count as you clap hands together.
- Count how many children are playing together.
- Count the steps from the home corner to the blocks.
- Count the toys as you pack them away.

Count while you are playing:

- How many balls are in the bucket?
- How many blocks make up the tower?
- How many teacups in the tea set?
- How many animals on the farm?

## Discovering Sensory Play

Make Number Mobiles

- Using the pictures in the book as a starting point make some mobiles with the toddlers.
- On the first mobile hang a picture of one mouse and a number one that has been cut out of card. Can the toddlers help you decorate the number?
- On the second mobile hang two squirrels and a number two.
- Repeat for each of the numbers in the book.
- When you share the mobiles with the toddlers use the language that is in the book and encourage them to join in with you.

Counting Farm Fun

- Make green play dough with the children.
- Include plastic farm animals with the play dough.
- Match the number of animals with the same number of animals in the story.
- Talk and count with the children while playing with the play dough. "How many sheep can you see? Lets count them together"

## More Books About Families

*Count With Maisy* by Lucy Cousins

*Ten Woolly Wombats* by Kerry Argent

*My First Numbers Let's Get*

*Counting* by Dorling Kindersley (DK Books)

*Farm 1 2 3* by Rod Campbell

*Ten Little Fingers and Ten Little*

*Toes* by Mem Fox


*Five Little Monkeys* by Zita

Newcome

## Useful websites:

For printable activities:

[www.thelittlebigbookclub.com.au](http://www.thelittlebigbookclub.com.au)



## Sensory Numeral Cards

- Using large sheets of card draw the numerals from 1 to 10 on each sheet of card.
- Cover the numbers with felt, fine sandpaper or faux fur.
- The children can have fun tracing over the numbers with their fingers.

## Exploring Our World

**Seeing numbers and talking about what they represent will give toddlers an understanding of the importance of numbers in our lives.**

### Number Play

- Expose toddlers to numbers during their play.
- Make a collection of everyday objects that have numbers for the children to play with, eg,
  - Telephone
  - Calculator
  - Clock / Watch
  - Birthday cards
  - Cash register
  - Calenders

While you are playing with the toddlers point out the numbers on the toys and talk about them.

## Enjoying Music and Movement

**When young children hear rhymes again and again they will begin to remember them and join in with the actions and words.**

Sing Old McDonald had a farm and include animals from the story. What sound does a goose make?

Singing simple number rhymes and finger plays with the toddlers will help develop their awareness of numbers. Try:

- *1 2 3 4 5 Once I Caught A Fish Alive*
- *This Little Piggy*
- *Round and Round The Garden*
- *One Potato, Two potato*
- *Baa Baa Black Sheep*

## More Books About Families

*Count With Maisy* by Lucy Cousins

*Ten Woolly Wombats* by Kerry Argent

*My First Numbers Let's Get*

*Counting* by Dorling Kindersley (DK Books)

*Farm 1 2 3* by Rod Campbell

*Ten Little Fingers and Ten Little*


*Toes* by Mem Fox

*Five Little Monkeys* by Zita Newcome

## Useful websites:

For printable activities:

[www.thelittlebigbookclub.com.au](http://www.thelittlebigbookclub.com.au)



## Rhymes and songs:

### ***One, Two, Three, Four, Five***

One, two, three, four, five,  
Once I caught a fish alive,  
Six, seven, eight, nine, ten,  
Then I let go again.

Why did you let it go?  
Because it bit my finger so.  
Which finger did it bite?  
This little finger on the right.

### ***Here Is The Beehive***

Here is the beehive, where are the bees?  
Clench fist and bring out fingers quickly one by one  
Hidden away where nobody sees  
Watch and you will see them come out of their hives,  
One, two, three, four, five,  
Buzz, buzz, buzz

### ***One Potato***

One potato, two potato,  
Three potato, four,  
Five potato, six potato,  
Seven potato, more!

### ***This Little Piggy***

This little piggy went to market,  
This little piggy stayed at home,  
This little piggy had roast beef,  
This little piggy had none.  
And this little piggy went...  
"Wee wee wee" all the way home...

### ***Round And Round The Garden***

Round and round the garden, like a Teddy Bear.  
(Gently trace finger in a circle around child's palm)  
One step, two step  
(Walk your fingers up child's arm)  
Tickle you under there!  
(Tickle under chin, under arm or tummy)

## More Books About Families

*Count With Maisy* by Lucy Cousins

*Ten Woolly Wombats* by Kerry Argent

*My First Numbers Let's Get*

*Counting* by Dorling Kindersley (DK Books)

*Farm 1 2 3* by Rod Campbell

*Ten Little Fingers and Ten Little*

*Toes* by Mem Fox

*Five Little Monkeys* by Zita

Newcome

## Useful websites:

For printable activities:

[www.thelittlebigbookclub.com.au](http://www.thelittlebigbookclub.com.au)

Spot Can Count is a classic Spot book by Eric Hill. In this classic Spot book, flaps on every page reveal an increasing number of surprises as every toddler's favourite puppy, Spot, counts from one to ten, meeting farm animals along the way. One small mouse under some sacks is followed by two squirrels in a tree - all the way to ten cows in a barn. This book is lots of fun and full of surprises - and the perfect early learning tool for children learning to count. This new, bigger, edition, really brings this classic Spot story to life. Spot Can Count by Eric Hill (0140567011). Suggested by tomajou. Download resources to support teaching now! Ratings & Reviews.Â Counting in 5s Numbers on Hands Display Activity. Seaside Counting Worksheet. Create Your Own Treasure Map. About.